

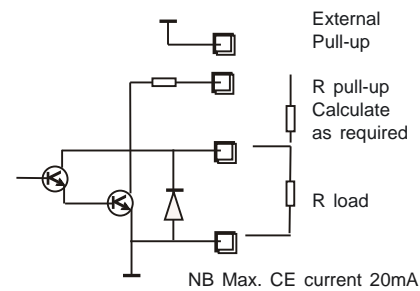
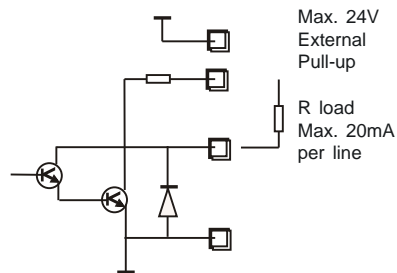
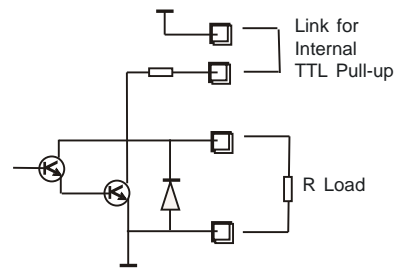
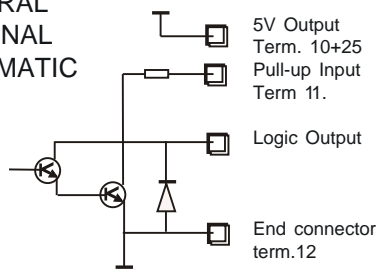
OPTION 3009

This option is supplied as an additional slot in card in the top part of the instrument housing.

The Option 3009 makes available a parallel BCD signal and can be fitted to the 4000 & 5000 programmable range of panel meters. The digital output can be configured for most logic levels, e.g 5V/TTL, 24V etc.

1. APPLICATION EXAMPLES

GENERAL INTERNAL SCHEMATIC



2. ELECTRICAL SPECIFICATIONS:

Output:	Open Collector, Darlington pair, with flashback and free-wheeling protection diodes.
Update Time:	approx. 200mS
Logic level:	as specified, e.g. 5V/TTI, 10V, 12V, 24V. <u>Positive logic (Hi=1).</u>
Pull-Up:	Internal 5V/TTL available or external as required, Max. 10mA per line. See applications Examples.



P O Box 418, Honeydew 2040 South Africa
21 Precision Street, Kyasand Randburg.
Telephone: +27 11 462-1920
Telefax: +27 11 462-1958
email: info@instrotech.co.za
web: www.instrotech.co.za



This option is supplied as an additional slot in card in the top part of the instrument housing. .

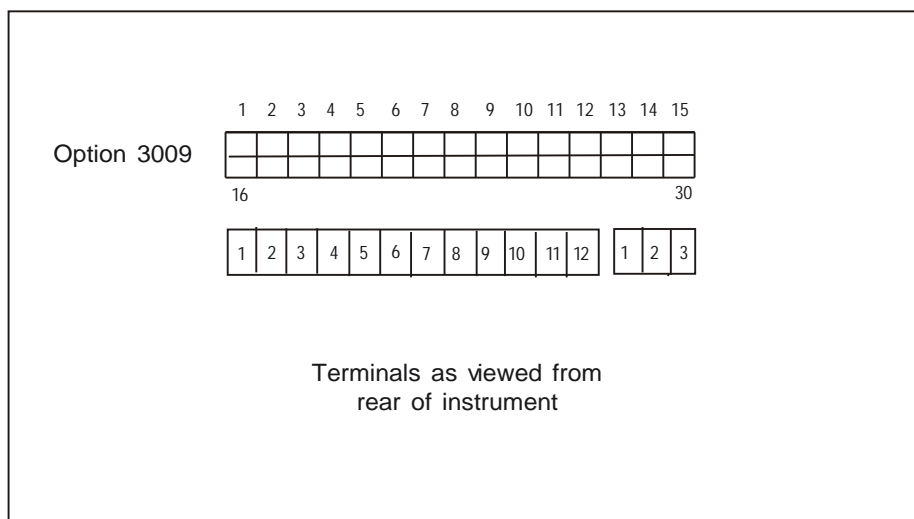
3. TERMINALS

TOP ROW	BOTTOM ROW
1. Units 8	16 Tens 8
2. Units 4	17 Tens 4
3. Units 2	18. Tens 2
4. Units 1	19. Tens 1
5. Hundreds 8	20. Thousands 8
6. Hundreds 4	21. Thousands 4
7. Hundreds 2	22. Thousands 2
8. Hundreds 1	23. Thousands 1
9. Polarity	24. Ten thousands 1
10. +5V Output	25. +5V Output
11. Pull Up Input	26. Pull Up Input
12. Ground	27. Not used
13. Hundred Thousand 1 (5xxx models)	28. Ten thousands 2
14. Display Over-range	29. Ten thousands 4
15. Hardware Over-range	30. Ten thousands 8

Note:

1. Terminal 11 & 26, Pull-Up voltage and current requirement to be specified
2. With the connection blocks facing you:

Terminal Number 1 is at the top left of the connector.
Terminal Number 16 is at the bottom left of the connector



P O BOX 418 HONEYDEW 2040, SOUTH AFRICA. 21 PRECISION STREET, KYASAND, RANDBURG
Tel: (011) 462-1920. Fax: (011) 462-1958. Email: info@instrotech.co.za